

MasterTop 1913

The innovative, crack-bridging flooring solution for exceptional aesthetic durability

DESCRIPTION

A 2-3 mm thick self-smoothing, resilient, crack-bridging flooring system providing a tough and durable floor finish with enhanced scratch resistant. Suitable for use on substrates subject to vibration and dynamic forces.

MasterTop 1913 is a seamless floor without joints or welds even around columns and over large open areas. The system is designed to be robust enough for industrial applications and the fully light stable topcoat enables light colours to be used with confidence in bright commercial and retail environments.

MasterTop 1913 features the innovative topcoat MasterTop TC 941. Its enhanced aesthetic durability increases cleaning effectiveness to provide a long term, low maintenance structured gloss floor finish.

FIELD OF APPLICATION

MasterTop 1913 is used to provide bright durable floors for industrial and commercial applications.

- Production and assembly halls
- Pharmaceutical clean rooms
- Retail and public spaces
- Warehousing
- Stadia
- Technical areas and plant rooms

In wet areas the anti-slip system should be used.

FEATURES AND BENEFITS

- Aesthetically durable, structured gloss finish
- Enhanced cleanability and scratch resistance
- Flexibility enhances impact resistance and accommodates flexure of suspended substrates
- Joint free, even around columns and over large areas for maximum aesthetic freedom
- Can be installed on to old asphalt substrates
- Monolithically bonded to the substrate
- Seamless coving available without seams or welds even at external corners and columns
- Low emission to AgBB
- LEED certification
- 40 year life cycle costing

SLIP RESISTANCE

Slip resistance will vary depending upon the method and conditions of application, the nature of any polishes used and the standards of housekeeping. Typically the coefficient of friction as measured using the TRRL slip resistance tester and 4S rubber is as follows:

	Dry	Wet
Standard finish	75	-
Slip resistant finish	60	36

COLOURS

A range of colours are available contact your local BASF plc, Construction Chemicals office for further information.

CLEANING AND MAINTENANCE

Suitable trap mats should be installed at entrances open to the street. A wet clean with mild organic detergents will help keep the floor clean and bright. For further information consult separate cleaning and maintenance guidelines.

METHOD STATEMENT ENVIRONMENT

The applicator requires sole access to the floor area throughout the application. The area should be closed to the environment, clean and dust free. Dust from trades in adjacent areas can impair the visual appearance of the finish.

It is prudent to ensure that the floor installation is undertaken as the final operation during refurbishment works to preclude damage by other trades.

For best results, materials, substrate and air temperature should be in the range 15–20°C.


Low temperatures will reduce workability and can impair the visual appearance of the floor. High temperatures will shorten the open times and can impair the appearance of the floor.

Do not commence work if temperatures are within 3°C of the dew point or if condensation is likely to occur within 48 hours (at 20°C) of application.

SUBSTRATE

Specialist finishes should not be applied to concrete with more than 4% moisture by weight. On new concrete with a high residual moisture content use MasterTop P 621, see separate data sheet. A functioning damp proof membrane must be installed under on-grade concrete and known to be effective.

MasterTop 1913 must be applied to a clean, dry substrate free from dust, dirt, oil, grease and other contaminants. A clean surface will ensure adhesion between substrate and overlay.



MasterTop 1913

The innovative, crack-bridging flooring solution for exceptional aesthetic durability

Use mechanical methods of surface preparation as dictated by the size of area to be treated, the location and degree of contamination.

The substrate should be sound with a tensile strength exceeding 1.5 MPa. Any repairs to the substrate must be undertaken in good time prior to the application.

Asphaltic substrates must be old and stable, well bonded to the substrate and prepared by captive shot blasting to expose the aggregate.

JOINTS

MasterTop 1913 is elastic enough to accommodate substrate movement. Such joints being routed out and filled with MasterTop BC 375N prior to application of the floor. Structural movement joints however should be continued up through the floor.

FREE EDGES

Use metal edging strips to protect free edges including at abutments to other finishes.

PRIMING

Prime the substrate with MasterTop P 617, see separate data sheet, and broadcast evenly with FILLER F5 while the primer is still wet and allow to fully cure.

Concrete substrates must be completely sealed, some substrates may require double priming.

Asphaltic substrates are primed using MasterTop BC 375N, see separate data sheet.

BODY COAT

MasterTop BC 375N, see separate data sheet, is applied using pinrake and trowel maintaining a wet edge throughout.

For a slip resistant finish, broadcast aggregate into the body coat. Once cured encapsulate the aggregate with a further coating of MasterTop BC 375N.

TOP COAT

Apply MasterTop TC 941, see separate datasheet.

HANDLING AND TRANSPORT

Usual preventive measures for the handling of chemical products should be observed when using this product, for example do not eat, smoke or drink while working and wash hands when taking a break or when the job is completed.

Specific safety information referring the handling and transport of this product can be found in the Material Safety Data Sheet. For full information on Health and Safety matters regarding this product the relevant Health and Safety Data Sheet should be consulted.

Disposal of product and its container should be carried out according to the local legislation in force. Responsibility for this lies with the final owner of the product.

CONTACT DETAILS


BASF Construction Chemicals Europe AG
Hardmatt 434
CH-5082 Kaisten
Tel: +41 62 868 93 60
Fax: +41 62 868 93 59

BASF Coatings GmbH
Donnerschweer Str. 372
D-26123 Oldenburg
Tel: +49 441 3402 251
Fax: +49 441 3402 333

Mitglied der




www.master-builders-solutions.basf.com



MasterTop 1913


The innovative, crack-bridging flooring solution for exceptional aesthetic durability

CE marking according to EN 13813

	
BASF Coatings GmbH Donnerschweer Str. 372, D-26123 Oldenburg	
16	
1913	
EN 13813: 2002	
EN 13813: SR-B1,5-AR1-IR4	
Synthetic resin screed for internal uses	
Essential characteristics	Performance
Fire behavior	Bfl-s1
Release of corrosive substances	SR
Water permeability	NPD
Wear resistance	< AR 1
Bond strength	> B 1,5
Impact resistance	> IR 4
Impact sound insulation	NPD
Sound absorption	NPD
Heat insulation	NPD
Chemical resistance	NPD

NPD = No performance determined

Performance determined in System build-up **MasterTop 1913**



MasterTop 1913

The innovative, crack-bridging flooring solution for exceptional aesthetic durability

Disclaimer:

In view of widely varying site conditions and fields of application of our products, this technical data sheet is meant to provide general application guidelines only. This information is based on our present knowledge and experience. The customer is not released from the obligation to conduct careful testing of suitability and possible application for the intended use. The customer is obliged to contact the technical help-line for fields of application not expressly stated in the technical data sheet under "Fields of Application". Use of the product beyond the fields of application as stated in the technical data sheet without previous consultation with BASF and possible resulting damages are in the sole responsibility of the customer.

All descriptions, drawings, photographs, data, ratios, weights i.e. stated herein can be changed without advance notice and do not represent the condition of the product as stipulated by contract. It is the sole responsibility of the recipient of our products to observe possible proprietary rights as well as existing laws and provisions. The reference of trade names of other companies is no recommendation and does not exclude the use of products of similar type. Our information only describes the quality of our products and services and is no warranty. Liability is accepted for incomplete or incorrect particulars in our data sheets only in the event of intent or gross negligence, without prejudice to claims under product liability laws.