

MasterFlow[®] 936 AN

Pure epoxy (3:1) resin based high performance anchoring grout

DESCRIPTION





MasterFlow 936 AN is a two component (3:1) pure epoxy resin based high performance anchoring grout for use in cracked and uncracked concrete under normal as well as seismic conditions (seismic category C1 and C2). Designed for post-installed rebar connection applications, **MasterFlow 936 AN** offers a very high load-bearing capacity. The system can be installed in percussive and diamond drilled dry, wet and flooded holes.

USES & APPLICATIONS

- Structural applications in cracked and uncracked concrete applications in seismic zones (C1 and C2)
- Post installed rebar connections
- Crash barriers
- Structural steel

APPROVALS & TESTS

- ETA according ETAG 001 Part 1 & 5 Option 1 for anchoring of threaded bars into cracked & uncracked concrete application in seismic zones (C1 and C2)
- ETA according to TR023 for post-installed rebar connections
- Tested according to LEED 2009 EQ c4.1, SCAQMD rule 1168 (2005)
- Fire resistance F240 for reinforcing bars
- A+ as per French VOC Regulation
- WRAS – Suitable for use with potable water

 	 
<p>European Technical Assessment 15.1020. ETA 15/0602. BASF Construction Solutions GmbH. MasterFlow 936 AN. DoP MF936ANTR023. ETAG 001-Part 1 and Part 5 used as an EAD. For fixing and/or supporting concrete structural elements or heavy units such as cladding and suspended ceilings.</p>	<p>European Technical Assessment ETA 17/0153. BASF Construction Solutions GmbH. 15. 1020. MasterFlow 936 AN. DoP MF936AN. ETAG 001 Part 1 and Part 5, edition 2013, used as EAD. For fixing and/or supporting to concrete, structural elements (which contributes to the stability of the works) or heavy units.</p>

FEATURES

- Fixings close to free edges
- Fire tested
- Versatile
- Anchoring without expansion pressure
- Ultra High load capacities
- Available in side-by-side cartridges (385ml) (585ml)
- Component volume ratio of 3:1
- Extended gel/open time
- Suitable for diamond-drilled holes
- Suitable for dry and wet holes

PACKAGING

MasterFlow 936 AN is available in boxes of 12 side-by-side cartridges of 385ml & boxes of 12 side-by-side cartridges of 585ml.

INSTALLATION PROCEDURE

Please refer to the method statement or contact BASF Technical Services department.



Information sur le niveau d'émission de substances volatiles dans l'air intérieur (pertinente en regard de l'impact sur l'environnement, sur une échelle de classe allant de A+ (plus faibles émissions) à C (fortes émissions)).

MasterFlow[®] 936 AN

WORKING & LOADING TIMES

Resin cartridge Temperature	T Work	Base Material	T Load
+10 to +15°C	40 mins	+10 to +15°C	18 hrs
+15 to +20°C	25 mins	+15 to +20°C	12 hrs
+20 to +25°C	18 mins	+20 to +25°C	8 hrs
+25 to +30°C	12 mins	+25 to +30°C	6 hrs
+30 to +35°C	8 mins	+30 to +35°C	4 hrs
+35 to +40°C	6 mins	+35 to +40°C	2 hrs

Ensure cartridge is >10°C

Note: T Work is at the highest temperature in the range. T load is at the lowest temperature in the range

PHYSICAL PROPERTIES

Property		Unit	Value	Test Standard
Density		g/cm ³	1.5	ASTM D 1875 @ +20°C / +72°F
Compressive Strength	24 hours	N/mm ²	75	ASTM D 695 @ +20°C / +72°F
	7 days	N/mm ²	95	
Tensile Strength	24 hours	N/mm ²	18	ASTM D 638 @ +20°C / +72°F
	7 days	N/mm ²	23	
Elongation at Break	24 hours	%	6.6	ASTM D 638 @ +20°C / +72°F
	7 days		5.9	
Tensile Modulus	24 hours	GN/m ²	5.7	ASTM D 638 @ +20°C / +72°F
	7 days	GN/m ²	5.5	
Flexural Strength	24 hours	N/mm ²	45	ASTM D 790 @ +20°C / +72°F
HDT	7 days	°C	49	ASTM D 648 @ +20°C / +72°F
VOC		g/L	4.5	ASTM D 2369

THEORETICAL NUMBER OF FIXINGS PER CARTRIDGE

Applies to installations in solid substrates only

Cartridge Volume	h _{ef}	Ø8	Ø10	Ø12	Ø16	Ø20	Ø25	Ø32
		Drilling Ø 12mm	Drilling Ø 14mm	Drilling Ø 16mm	Drilling Ø 20mm	Drilling Ø 25mm	Drilling Ø 32mm	Drilling Ø 40mm
385ml side by side	10d	65	43	30	17	8	4	2
	12d	54	35	25	14	7	3	1
	20d	32	21	15	8	4	2	1

Note: Jobsite/contractor installations usually result in more resin being injected than the theoretical requirement resulting in lower number of fixings per cartridge. The reduction to the number of fixings per cartridge in practice is greater for smaller diameter holes and shallower embedment depths.

MasterFlow[®] 936 AN

MasterFlow 936 AN with REINFORCING BARS (ANCHOR THEORY)

INSTALLATION PARAMETERS

Diameter of rebar (mm)	Ø8	Ø10	Ø12	Ø16	Ø20	Ø25	Ø32
Drilled hole diameter (mm)	12	14	16	20	25	32	40

DESIGN RESISTANCE

Rebar size				Ø8	Ø10	Ø12	Ø16	Ø20	Ø25	Ø32
Effective embedment depth h_{ef} [mm]				80	90	110	125	170	210	300
non-cracked concrete										
tension	C20/25	$N_{Rd,p}$	[kN]	17.43	24.50	35.94	47.05	74.62	102.45	160.85
	C50/60	$N_{Rd,p}$	[kN]	18.99	26.71	39.17	54.79	93.14	143.82	175.33
shear	C20/25	$N_{Rd,s}$	[kN]	9.33	14.67	20.67	36.67	57.33	90.00	147.33
cracked concrete										
tension	C20/25	$N_{Rd,p}$	[kN]	10.72	20.49	27.65	33.54	53.20	73.04	124.71
	C50/60	$N_{Rd,p}$	[kN]	11.69	22.60	30.13	45.66	77.62	101.87	142.45
shear	C20/25	$N_{Rd,s}$	[kN]	9.33	14.67	20.67	36.67	57.33	90.00	147.33

RECOMMENDED RESISTANCE

Rebar size				Ø8	Ø10	Ø12	Ø16	Ø20	Ø25	Ø32
Effective embedment depth h_{ef} [mm]				80	90	110	125	170	210	300
non-cracked concrete										
tension	C20/25	$N_{Rec,p}$	[kN]	12.45	17.50	25.67	33.61	53.30	73.18	114.89
	C50/60	$N_{Rec,p}$	[kN]	13.57	19.08	27.98	39.14	66.53	102.73	125.23
shear	C20/25	$N_{Rec,s}$	[kN]	6.67	10.48	14.76	26.19	40.95	64.29	105.24
cracked concrete										
tension	C20/25	$N_{Rec,p}$	[kN]	7.66	14.64	19.75	23.96	38.00	52.17	89.08
	C50/60	$N_{Rec,p}$	[kN]	8.35	16.14	21.52	32.61	55.44	72.77	101.75
shear	C20/25	$N_{Rec,s}$	[kN]	6.67	10.48	14.76	26.19	40.95	64.29	105.24

Steel strength must also be considered and the lowest value controls.

Partial safety factor $\gamma_{1.4}$

For resistance values in higher temperatures, please contact BASF Technical Services.

All the above resistance values are considering combined pull out and concrete cone failure in tension and steel failure in shear.

The above load values are for long term temperature of -40°C to +50°C and short term temperature of +70°C

MasterFlow[®] 936 AN

MasterFlow 936 AN with THREADED RODS

INSTALLATION PARAMETERS

Diameter of threaded rod (mm)	M8	M10	M12	M16	M20	M24	M30
Drilled hole diameter (mm)	10	12	14	18	22	26	35

DESIGN RESISTANCE

Threaded Rod size			M8	M10	M12	M16	M20	M24	M30
Effective embedment depth h_{ef} [mm]			80	90	110	128	170	210	270
non-cracked concrete									
tension	C20/25	$N_{Rd,p}$ [kN]	22.79	28.27	38.84	48.75	74.62	102.45	149.36
	C50/60	$N_{Rd,p}$ [kN]	24.84	30.82	45.20	56.10	93.14	138.07	175.67
shear	C20/25	$N_{Rd,s}$ [kN]	7.20	12.00	16.80	31.20	48.80	70.40	112.00
cracked concrete									
tension	C20/25	$N_{Rd,p}$ [kN]	13.40	18.85	27.65	34.76	53.20	73.04	101.79
	C50/60	$N_{Rd,p}$ [kN]	14.61	20.55	30.13	44.42	69.86	103.55	110.95
shear	C20/25	$N_{Rd,s}$ [kN]	7.20	12.00	16.80	31.20	48.80	70.40	112.00

RECOMMENDED RESISTANCE

Threaded Rod size			M8	M10	M12	M16	M20	M24	M30
Effective embedment depth h_{ef} [mm]			80	90	110	128	170	210	270
non-cracked concrete									
tension	C20/25	$N_{Rec,p}$ [kN]	16.28	20.20	27.74	34.82	53.30	73.18	106.69
	C50/60	$N_{Rec,p}$ [kN]	17.74	22.01	32.29	40.07	66.53	98.62	125.48
shear	C20/25	$N_{Rec,s}$ [kN]	5.14	8.57	12.00	22.29	34.86	50.29	80.00
cracked concrete									
tension	C20/25	$N_{Rec,p}$ [kN]	9.57	13.46	19.75	24.83	38.00	52.17	72.71
	C50/60	$N_{Rec,p}$ [kN]	10.44	14.68	21.52	31.73	49.90	73.97	79.25
shear	C20/25	$N_{Rec,s}$ [kN]	5.14	8.57	12.00	22.29	34.86	50.29	80.00

Steel strength must also be considered and the lowest value controls.

Partial safety factor $\gamma_{1.4}$

Design resistance and recommended resistance in tension are only valid for single anchors without close edge considerations for combined pullout and concrete cone failure and concrete cone failure. Steel failure is not considered by these calculations.

Design resistance and recommended resistance in shear are only valid for single anchors for steel failure without lever arm.

The above load values are for long term temperature of -40°C to +50°C and short term temperature of +70°C



We create chemistry

MasterFlow[®] 936 AN

STORAGE & SHELF LIFE

Cartridges should be stored in their original packaging, the correct way up and in cool dry conditions (+10°C to +25°C) out of direct sunlight. When stored correctly, the shelf life will be for 12 months from the date of manufacture.

NOTE

Field service, where provided, does not constitute supervisory responsibility. For additional information contact your local BASF representative.

BASF reserves the right to have the true cause of any difficulty determined by accepted test methods.

QUALITY AND CARE

All products originating from BASF's Dubai, UAE facility are manufactured under a management system independently certified to conform to the requirements of the quality, environmental and occupational health & safety standards ISO 9001, ISO 14001 and OHSAS 18001.

* Properties listed are based on laboratory controlled tests.

® = Registered trademark of the BASF-Group in many countries.

BASF_CC-UAE/FI_936AN_10_15/v6/02_18/v7/09_18

STATEMENT OF RESPONSIBILITY

The technical information and application advice given in this BASF publication are based on the present state of our best scientific and practical knowledge. As the information herein is of a general nature, no assumption can be made as to a product's suitability for a particular use or application and no warranty as to its accuracy, reliability or completeness either expressed or implied is given other than those required by law. The user is responsible for checking the suitability of products for their intended use.

NOTE

Field service where provided does not constitute supervisory responsibility. Suggestions made by BASF either orally or in writing may be followed, modified or rejected by the owner, engineer or contractor since they, and not BASF, are responsible for carrying out procedures appropriate to a specific application.

BASF Construction Chemicals UAE LLC
P.O. Box 37127, Dubai, UAE
Tel: +971 4 8090800, Fax: +971 4 8851002
www.master-builders-solutions.basf.ae

Disclaimer: the LRQA mark relates to certified management system and not to the product mentioned on this datasheet



MASTER[®]
» BUILDERS
SOLUTIONS